

2018

JANUARY

S	M	T	W	T	F	S
	1	2	3	4	5	6
7	8	9	10	11	12	13
14	15	16	17	18	19	20
21	22	23	24	25	26	27
28	29	30	31			

FEBRUARY

S	M	T	W	T	F	S
				1	2	3
4	5	6	7	8	9	10
11	12	13	14	15	16	17
18	19	20	21	22	23	24
25	26	27	28			

MARCH

S	M	T	W	T	F	S
				1	2	3
4	5	6	7	8	9	10
11	12	13	14	15	16	17
18	19	20	21	22	23	24
25	26	27	28	29	30	31

APRIL

S	M	T	W	T	F	S
1	2	3	4	5	6	7
8	9	10	11	12	13	14
15	16	17	18	19	20	21
22	23	24	25	26	27	28
29	30					

MAY

S	M	T	W	T	F	S
		1	2	3	4	5
6	7	8	9	10	11	12
13	14	15	16	17	18	19
20	21	22	23	24	25	26
27	28	29	30	31		

JUNE

S	M	T	W	T	F	S
					1	2
3	4	5	6	7	8	9
10	11	12	13	14	15	16
17	18	19	20	21	22	23
24	25	26	27	28	29	30

JULY

S	M	T	W	T	F	S
1	2	3	4	5	6	7
8	9	10	11	12	13	14
15	16	17	18	19	20	21
22	23	24	25	26	27	28
29	30	31				

AUGUST

S	M	T	W	T	F	S
			1	2	3	4
5	6	7	8	9	10	11
12	13	14	15	16	17	18
19	20	21	22	23	24	25
26	27	28	29	30	31	

SEPTEMBER

S	M	T	W	T	F	S
						1
2	3	4	5	6	7	8
9	10	11	12	13	14	15
16	17	18	19	20	21	22
23	24	25	26	27	28	29
30						

OCTOBER

S	M	T	W	T	F	S
1	2	3	4	5	6	
7	8	9	10	11	12	13
14	15	16	17	18	19	20
21	22	23	24	25	26	27
28	29	30	31			

NOVEMBER

S	M	T	W	T	F	S
				1	2	3
4	5	6	7	8	9	10
11	12	13	14	15	16	17
18	19	20	21	22	23	24
25	26	27	28	29	30	


DECEMBER

S	M	T	W	T	F	S
						1
2	3	4	5	6	7	8
9	10	11	12	13	14	15
16	17	18	19	20	21	22
23	24	25	26	27	28	29
30	31					

 Holiday Weeks: Refer to Talgov.com or the ad on WCOT, as your service may be affected.

- 1 Detach calendar
- 2 Peel off mailing address label that contains schedule
- 3 Stick label **HERE**
- 4 Affix calendar to refrigerator

PRSRT STD
U.S. Postage
PAID
TALLAHASSEE, FL
Permit #1



Your 2018
Detachable
Red / Blue Calendar
Located Inside

Your Own 2018

Community Beautification
& Waste Management

Customer Service Guide



City of Tallahassee
Your Own UtilitiesSM
CITY HALL
300 S. Adams St.
Tallahassee, FL 32301-1731



IMPORTANT!
Peel off this label and place
on the enclosed calendar

City of Tallahassee
Your Own UtilitiesSM

About The Guide

This guide outlines the Community Beautification and Waste Management services provided to you by City of Tallahassee Utilities. It is your guide to recycling, garbage, yard waste and bulky item pickup; composting; and household hazardous waste. Keep it handy for quick and easy reference throughout the year.

Reminder: This guide contains your detachable 2018 Red / Blue Calendar.

Recycling Service Tips

This guide was specially designed to promote recycling and greater use of your recycling container.

Before you throw something away, consider:

- Can it be reused or recycled?
- Can it be donated?
- Is it garbage?
- Is it yard waste?
- Is it a bulky item?

With proper sorting, you can make a difference and help keep Tallahassee beautiful and sustainable.

Buy Recycled

You can support recycling efforts everywhere by remembering to buy recycled materials and products.

When you buy recycled products, you're closing the loop by making sure that there is a market for recyclable items.




1



**#1 Public Utility
in America**

Recycling

If you live within the Tallahassee city limits, you should have a recycling container in addition to your garbage collection container (may be different in apartment complexes). If, for some reason, your home doesn't have a recycling container, call **891-4968** or visit **Talgov.com/YOU**.



With single-stream recycling, there is no need to sort your recycling! Just gather your recyclable items throughout the week and put them in your recycling container to be picked up on your designated day. **If you would like to increase container capacity and avoid attracting pests, rinse and crush plastics & metals when possible. Flatten or cut boxes to fit.** For a list of items that can be recycled and where, see pages 3 through 5.

City Utilities and its customers are dedicated to sustainable practices and protecting our environment. About 50 percent of customers participate in our recycling services every week. Please do your part and always feed your recycling container.



Recycle More, Landfill Less!

Recycling is Easier Than Ever

Your recycling container, which can be stored right next to your garbage container, makes the decision to recycle easy because no sorting is needed.



Recycling

No Sorting Needed

Recycling Reminders

Please place recyclable items into your recycling container without a bag. Here are some items that can't go into your recycling container but should still be recycled.

Item	Where to Recycle
Plastic bags	most local grocery stores
Egg cartons	most local grocery stores
Shipping styrofoam	most local shipping stores
Rechargeable batteries	most major electronic stores
Car batteries	all car battery retail stores
CFLs	Home Depot & Lowe's
Christmas trees	Visit Talgov.com for drop-off locations

NO PLASTIC BAGS PLEASE



Contaminants, like plastic bags, are very costly to recycling programs. When too many unacceptable items are mixed with recyclables, they can cause an entire load to be sent to the landfill.

The Recycling Source

Locations for Recycling Odd Items

Item	Location	Contact
Clothing	Goodwill Industries 300 Mabry St.	576-7145
	Salvation Army Thrift Store 2410 Allen Road	575-9798
	Lighthouse Children's Thrift Store 2810 S. Adams St.	656-9497
	Big Brothers Big Sisters See locations at purplebins.org	386-6002
	Mothers in Crisis 6866 Blountstown Highway	222-7705
Ammunition	Leon County Solid Waste Mgmt. 7550 Apalachee Parkway	606-1803
	Tallahassee Police Department 234 E. 7th Ave.	891-4200
Scrap Metal (Including cars, boats, etc.)	Ace Salvage Incorporated 31556 Blue Star Hwy, Midway	574-1364
	Leon Iron & Metal Inc. 1351 Aenon Church Road	575-5000
	Pick-N-Pull 3900 Woodville Highway	878-4119
Cooking Oil	Waste Management 2727 Municipal Way	891-5450
	Fleet Management 400 Dupree St.	891-5238
Construction & Demolition Debris	Marpan Recycling Center 6020 Woodville Highway	216-1006
Craft & Office Supplies	The Sharing Tree 2415 N. Monroe St.	264-4035
Packaging Foam	FedEx Office 1218 N. Monroe St.	224-0967
	The UPS Store 1700 N. Monroe St.	224-9969
Wooden Pallets	Marpan Recycling Center 6020 Woodville Highway	216-1006

Container Storage

In accordance with the Solid Waste Ordinance, the appropriate storage location for the waste containers are within the resident's carport, garage, or other building or adjacent to the front, side or rear wall of the residence. **Remember to place containers at the curb by 6:30 a.m. on the day of service (but no earlier than the day before service) and return them to the storage area near your home no later than the day following your service.** Non-compliant customers will receive three notices of violation. On the third violation within a rolling 12 month period, customers will be placed on mandatory Premium Service, which incurs an additional cost, for one year.

When setting your containers out for pickup, place them above the curb, off the sidewalk and out of the street.

Additional Services

Helping Hands - This is a weekly "back door" recycling and garbage pickup service, at no additional fee for customers who are not physically able to roll their carts to the curb. An annual physician/customer certification is required.

Premium Service - Back door service and extra garbage containers are available for an additional monthly charge. Recycling barrels are available at no additional cost.

Special Collections - This is a fee-based service for: 1) Any construction & demolition debris; 2) Yard waste or bulky items that are outside required guidelines; 3) Additional residential garbage in between scheduled pickups.

Cash for Trash - This is offered annually on the third Saturday in April & October. Residential utility customers within City limits with an active garbage account will receive a \$5 credit on their utility bill for participating.

Garbage

What Can Be Picked Up

- Non-recyclable, non-hazardous, household waste.
- **Place waste in bags then place bags in your garbage container. This helps reduce litter and aids in pest and odor control.**

All household garbage must be placed inside a City-issued garbage container. The maximum weight allowed in each garbage container is 100 pounds. Extra bags of garbage placed beside the container or loosely on the ground will not be picked up. Non-issued containers placed at the curb are assumed to be garbage and may be damaged or disposed of. Construction debris, yard waste or fireplace ashes should not be placed in your garbage container.

Yard Waste

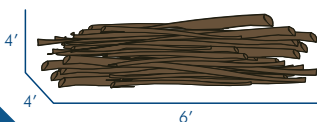
What Can Be Picked Up

Grass clippings, pine straw, leaves, small limbs and shrub trimmings.

How To Prepare For Pickup

Place clippings, straw, leaves, etc. in heavy bags or boxes. Limbs must be smaller than 4 inches in diameter and less than 6 feet long. Each pile of limbs and shrubs must be smaller than 6 feet long, 4 feet wide and 4 feet high.

Max pile size: No more than 4' wide 4' high, 6' long



Pickup

Place yard waste at the curb by 6:30 a.m. on your collection day. Yard waste is collected every other week according to your **Red / Blue** schedule.

Note: Contractors are required to dispose of trees and debris from their cutting jobs.

Placing Items at the Curb

1. Leave enough room for items to be lifted into trucks to avoid hitting low-hanging wires or tree limbs.
2. Yard waste must be separated from bulky items and all other debris to ensure recycling of this material and to avoid increased landfill fees. Mixed debris or piles will not be picked up.
3. **Place items at least 3 feet away from obstacles (mailboxes, fences, utility poles, water meters, landscaping, etc.) to avoid damage.**
4. Leaves, yard clippings and small debris must be bagged or boxed so that they will not blow away or clog storm drains. Use paper bags or cardboard boxes whenever possible.
5. Yard waste piles cannot be any larger than 6 feet long, 4 feet wide and 4 feet high. Individual limbs must not have a diameter greater than 4 inches. Disposal of debris from a hired professional tree service, yard maintenance company, etc., is the responsibility of that service provider.
6. Bulk piles also cannot be any larger than 6 feet long, 4 feet wide and 4 feet high.
7. Items must be in reach of the mechanical arm on the truck. Place items close to the curb.
8. Yard waste piles or bulky items cannot be collected if obstructed by parked vehicles, trailers or any other object that could be damaged by collection equipment.



Do not place TIRES at the curb. Up to four per day can be taken to the Leon County Solid Waste Management Facility at 7550 Apalachee Parkway. Leoncountyfl.gov/solidwaste • 606-1803

Bulky Items

What Can Be Picked Up

Bulk collection is for items that are too large to fit into your garbage container. This may include appliances, furniture, mattresses, lamps, bikes, chairs, tables, swing sets (disassembled), plastic pools, barbecue grills, etc.

How To Prepare For Pickup

Bulky items cannot be mixed with garbage or yard waste. The maximum size for each pile is 6 feet long, 4 feet wide and 4 feet high. You will receive a notification if your piles are not placed at the curb properly.

Pickup

Place bulky items at the curb for collection by 6:30 a.m. on your collection day. Bulky items are collected every other week according to your **Red / Blue** schedule.

About Refrigerators

For airtight appliances, such as refrigerators, remove doors or place the appliance face down so children cannot get trapped inside.



Electronic Waste

Computers, cell phones, printers, fluorescent lamps, compact fluorescent lights (CFLs) and other electronics can contain hazardous waste. The Leon County Solid Waste Management Facility is prepared to handle such items.



Take all electronic waste to:

Leon County Solid Waste Management Facility
7550 Apalachee Parkway

Leoncountyfl.gov/solidwaste • 606-1803

(monthly collection events: 2280 Miccosukee Road)

Household Hazardous Waste

Many common household products such as herbicides, pesticides, solvents and paints can become a serious environmental problem when thrown in the garbage or washed down the drain. Whether they come from a factory or home, the damage caused is the same.

Household substances that should not go in the garbage or down the drain

Kitchen	<ul style="list-style-type: none">• Oven cleaner• Floor care products• Ammonia	<ul style="list-style-type: none">• Metal polish• Furniture polish• Aerosols
Garage	<ul style="list-style-type: none">• Motor oil• Gasoline• Fuel oil• Antifreeze• Parts cleaner• Lighter fluid	<ul style="list-style-type: none">• Pool chemicals• Insecticides• Herbicides• Engine batteries• Brake/transmission fluids
Workshop	<ul style="list-style-type: none">• Paint• Stains• Varnishes• Glue	<ul style="list-style-type: none">• Paint thinner• Turpentine• Solvents• Oils
General	<ul style="list-style-type: none">• Fluorescent lights, CFLs• Batteries• Nail polish and remover	<ul style="list-style-type: none">• Leftover hair color• Thermostats, thermometers and switches containing mercury

Take all household hazardous waste to:
Leon County Solid Waste Management Facility
7550 Apalachee Parkway
Leoncountyfl.gov/solidwaste • 606-1803
(monthly collection events: 2280 Miccosukee Road)

Take needles to:
Leon County Health Department
872 W. Orange Ave. -or-
1515 Old Bainbridge Road • 606-8150

Take unused prescriptions to:
Tallahassee Police Department
234 E. 7th Ave. • Talgov.com/TPD • 891-4387

Composting

Compost is organic material that can be added to soil to help plants grow. Food scraps and yard waste currently make up 20 to 30 percent of what we throw away and should be composted instead. Making compost keeps these materials out of landfills, where they take up space and release methane, a potent greenhouse gas.

Composting requires three basic ingredients:

- **Browns** - This includes materials such as dead leaves, branches and twigs.
- **Greens** - This includes materials such as grass clippings, vegetable waste, fruit scraps and coffee grounds.
- **Water** - Having the right amount of water, greens and browns is important for compost development.

For a more efficient compost pile, have an equal amount of browns and greens. You should also alternate layers of organic materials of mixed size. The brown materials provide carbon for your compost, the green materials provide nitrogen, and the water provides moisture to help break down the organic matter. Decomposition will happen any way you do it, but these steps will speed up the process and result in higher quality compost.



How to Compost

- Select a dry, shady spot near a water source for your compost pile or bin.
- Add brown and green materials as they are collected, making sure larger pieces are chopped or shredded.
- Moisten dry materials as they are added.
- Once your compost pile is established, mix grass clippings and green waste into the pile and bury fruit and vegetable waste under 10 inches of compost.
- Optional: Cover top of compost with a tarp to keep it moist. When the material at the bottom is dark and rich in color, your compost is ready to use. This usually takes anywhere between two months to two years.
- Here is the fun part: Spread the mature compost on your lawn, flower or vegetable beds and watch the plants grow!

Community Beautification

The Community Beautification division is responsible for maintaining the aesthetics of the City of Tallahassee's public areas. Services provided by this division include: mowing, graffiti removal, litter pick up, street sweeping, landscaping, tree trimming and cemetery maintenance.

Cemeteries

Staff performs mowing and general maintenance, such as tree trimming, landscaping, soil stabilization and sweeping, for the City's six cemeteries on a regularly scheduled basis throughout the year.



Graffiti

Please report graffiti on items within City rights of way or on City-owned property using DigiTally or by calling 891-4968.

Before



After



Litter

Report excessive litter observed in the following areas:

- On the sides of roads
- In medians
- On City property

Landscape

Community Beautification staff installs and maintains the landscape areas in the medians and rights of way of City-maintained streets. Maintenance includes irrigation installation and repairs, weed and pest control, as well as trimming and mulching.

Right of Way Mowing

Community Beautification staff handles mowing of medians and rights of way along City-maintained streets. Mowing is performed on a regularly scheduled basis along major roadways.

Street Sweeping

Community Beautification staff performs street sweeping along City curb and gutter roadways and subdivisions. Street sweeping is performed on a regularly scheduled basis throughout the year.

Tree Maintenance

Community Beautification provides tree trimming and tree removal in City rights of way. Conditions for requesting trimming or removal include:

- Fallen trees or limbs in the roadway/sidewalk
- Low limbs over the roadway/sidewalk
- Limbs blocking lines of sight at intersections & corners
- Removal of dead, diseased or dying trees



How to Request

Community Beautification Services

1. **DigiTally App** - When reporting graffiti through DigiTally, it is especially helpful to staff if you can include a photo of the vandalism.
2. **Customer Service Call Center** - You can call 891-4968, and an operator will assist you.

When reporting the location, please include details such as cross streets, closest address, or even landmarks.

For example: "Graffiti on the electric utility box on Duval Street just north of Pensacola Street."

Residential Pickup Schedules

Recycling/ Garbage

Pickup Frequency:

- Once a week (on the same day)
- Visit Talgov.com/YOU or see the attached sticker for your specific day

Pickup Location:

At the curb in front of your residence

Additional Information:

Place carts and containers at least 3 feet from obstacles and each other with handles facing the curb. In accordance to the solid waste ordinance, remember to place containers at the curb by 6:30 a.m. on the day of service (but no earlier than the day before service) and return them to the storage area near your home no later than the day following your service. Non-compliant customers will receive three notices of violation. On the third violation, customers will be placed on Premium Service for one year.

Yard Waste/ Bulky Items

Pickup Frequency:

- Every other week (on the same day)
- Check your **Red / Blue** Week Calendar

Pickup Location:

At the curb in front of your residence

Additional Information:

Yard waste and bulky items must be placed at the curb in **separate piles**.

891-4968

Talgov.com/YOU